

# Revolutions

THE NEWSLETTER OF THE ASSOCIATION OF WOODTURNERS OF GREAT BRITAIN

Issue No 125

June 2018



**David Gambier Reeks**



**[www.awgb.co.uk](http://www.awgb.co.uk)**

A Company Limited by Guarantee - Company Number 8135399

Registered Charity Number 1150255

# Corporate Members of the AWGB

Further information, including discounts, on the Corporate Members is available on the AWGB website.

## Alan Calder Sandpapers Ltd.

Suppliers of high quality abrasives of many types at competitive prices.  
Tel. 01538 387738  
[www.sandpapersupplies.co.uk](http://www.sandpapersupplies.co.uk)

## Ashley Iles (Edge Tools) Ltd

Woodturning and Carving tools traditionally made to a high specification.  
Tel. 01790 763372 [www.ashleyiles.co.uk](http://www.ashleyiles.co.uk)

## Axminster Tool and Machinery

Suppliers of quality woodturning products: courses from beginner level to advanced.  
Tel: 0800 371822 [www.axminster.co.uk](http://www.axminster.co.uk)

## Biven Machinery Sales

Suppliers of quality woodworking, carving, woodturning, pyrography machinery, tooling accessories and consumables. Discounts available for AWGB members.  
Tel: 01253 425793  
[www.bivenmachinerysales.co.uk](http://www.bivenmachinerysales.co.uk)

## Charnwood

Woodworking machinery, lathes, chucks and accessories. Next day delivery throughout UK mainland. Tel. 01530 516926.  
[www.earnwood.net](http://www.earnwood.net)

## Chestnut Products

Quality Wood Finishes with emphasis on products for Woodturners. See Chestnut Finishing School videos on You Tube.  
Tel. 01473 890118  
[www.chestnutproducts.co.uk](http://www.chestnutproducts.co.uk)

## Classic Hand Tools

Quality Hand Tool, Lathes, Turning and Carving tools. Tel. 01473 784983  
[www.classichandtools.com](http://www.classichandtools.com)

## Crown Hand Tools

Crown offer the largest range of woodturning tools worldwide, combining the perfect mix of tradition and innovation finished to the finest exacting standards. Tel. 01142 612300  
[www.crownhandtool.ltd.uk](http://www.crownhandtool.ltd.uk)

## Ecolour Paints

Producing high quality finishes for over 30 years, using only natural raw materials for a healthier living environment - combining quality, ethics and ecology  
Tel. 01452 772020 [www.ecolourpaints.co.uk](http://www.ecolourpaints.co.uk)

## English Hardwoods

Specialists in best quality, and unusual kiln dried hardwoods for all purposes  
Tel. 07979 251497  
[www.english-hardwoods.com](http://www.english-hardwoods.com)

## Exotic Hardwoods

Specialist suppliers of all exotic hardwoods from all over the world. Tel. 01298 815338  
[www.exotichardwoodsukltd.com](http://www.exotichardwoodsukltd.com)

## G&S Timber

Suppliers of timber, tools, lathes and accessories. Tel 01768 891440  
[www.toolsandtimber.co.uk](http://www.toolsandtimber.co.uk)

## Goulden Hardwoods

"Hampshire Wood Supplies" Suppliers of air dried British timber for small projects and Woodturners. Tel. 07891 592067  
[www.hampshirewoodsproviders.co.uk](http://www.hampshirewoodsproviders.co.uk)

## GPS Agencies Ltd.

Suppliers of alternate Ivory, Horn, Black Ebony and Acrylic. Also Pen blanks and larger turning stock. Tel. 01730 233366  
[www.gpsagencies.co.uk](http://www.gpsagencies.co.uk)

## Hampshire Sheen

Hand blended finishing waxes and atmospheric colour dyes. Tel. 01420 560077  
[www.hampshiresheen.com](http://www.hampshiresheen.com)

## Henry Taylor (Tools) Ltd

Woodturning, woodcarving and woodworking tools. Tel.01142 340282  
[www.henrytaylor.tools.co.uk](http://www.henrytaylor.tools.co.uk)

## Hope Woodturning

Designer and manufacturer of a range of quantity woodturning tools, Jigs and sanding systems. Tel.01206 230694  
[www.hopewoodturning.co.uk](http://www.hopewoodturning.co.uk)

## Lovell Workwear Ltd

Suppliers of protective smocks & aprons which can be personalised. Safety, Comfort, Style.  
Tel 02920 598327 [www.lovellworkwear.com](http://www.lovellworkwear.com)

## Max Carey Woodturning Trust

Registered Charity educating the public in woodturning. Courses available from beginner to advanced levels.  
Tel 07976 420960  
[www.maxcareywoodturningtrust.org.uk](http://www.maxcareywoodturningtrust.org.uk)

## Mirka (UK) Ltd

Finishing products and tools including abrasive discs, strips and rolls, power tools and accessories. Tel. 01908 866100  
[www.mirka.co.uk](http://www.mirka.co.uk)

## Olivers Woodturning

Woodturning tools, finishes, blanks. Woodturning club and forum.  
Tel.01233 613992  
[www.oliverswoodturning.co.uk](http://www.oliverswoodturning.co.uk)

## Paul Howard Woodturning

Woodturning Jigs, Fluting jigs, Sphere jig, Copy fingers, Woodturning accessories.  
Tel 01621 815654  
[www.paulhowardwoodturner.co.uk](http://www.paulhowardwoodturner.co.uk)

## Robert Sorby Ltd

Tools, lathes and accessories.  
Tel 0114 2250700 [www.robert-sorby.co.uk](http://www.robert-sorby.co.uk)

## Snainton Woodworking Supplies

Everything for the Woodturner.  
Tel. 01723 859545  
[www.snaintonwoodworking.com](http://www.snaintonwoodworking.com)

## Stiles & Bates

Comprehensive Woodturning Supplies since 1996. Tel. 01304 366360  
[www.stilesandbates.co.uk](http://www.stilesandbates.co.uk)

## T&J Tools

Abrasive and sharpening products.  
Tel. 07973576554 [www.t-jtool.co.uk](http://www.t-jtool.co.uk)

## The Toolpost

The one stop resource for craftsmen and women around the world. Tel. 01235 511101  
[www.toolpost.co.uk](http://www.toolpost.co.uk)

## Turners Retreat

Complete range of woodturning tools and courses. Tel. 01302 744344  
[www.turners-retreat.co.uk](http://www.turners-retreat.co.uk)

## W.L.West & Sons Ltd

Timber, Machinery, Turning & Carving tools, accessories and books.  
Tel 01798 861611 [www.wlwest.co.uk](http://www.wlwest.co.uk)

## Woodturning Magazine (GMC Group)

Best selling magazine for Woodturners. Supplies of books, DVDs and magazines.  
Tel 01273 402871 [www.thegmcgroup.com](http://www.thegmcgroup.com)

## Yandle & Sons Ltd.

Everything for the Woodturner.  
Tel. 01935 822207 [www.yandles.co.uk](http://www.yandles.co.uk)

## Woodart Products.

Magnetic & non-magnetic LED lights. Pyrography units & accessories. Micro drill/detailer – Carbide piercing cutters & burrs - and much more. Tel. 07770 226640  
[www.woodart-products.co.uk](http://www.woodart-products.co.uk)

### DATA PROTECTION

Your personal details are held on computer for the use of the AWGB. We only use this information to run the organisation. If you would like to know what information we hold and how we use it, please contact the Secretary.

## Front Cover

David Gambier Reeks  
thanks to Orchard Woodturners  
for the picture of Dave.

## Revolutions

Copy deadline for the next  
edition of Revolutions

6th August 2018

The AWGB is a Company Limited by Guarantee and a Registered Charity. It is administered by a group of elected Trustees who are also Directors of the Company. The Trustees meet at least twice each year and at the AGM. When they meet together they are known collectively as the "The Executive". Additionally, there are a number of people who assist the Trustees in their duties. These people are not elected and are known as "Volunteers".

## TRUSTEES OF THE EXECUTIVE

### President

Ray Key  
The Firs, 53 Weston Road,  
Bretforton, WR11 7HW

### Chairman

Paul Hannaby  
Windrush, High Street,  
Drybrook, GL17 9ET  
01594 544417  
chairman@awgb.co.uk

### Vice Chairman

Russell Gibbs  
121 St George's Avenue  
Daisy Hill, Bolton, BL5 2EZ  
01942 811169  
vicechair@awgb.co.uk

### Secretary

Derek Puplett  
Baldungan, Derby Lane, Shirley,  
Ashbourne, Derbyshire DE6 3AT  
01335 360388  
secretary@awgb.co.uk

### Treasurer

Jeff Belcher  
Nant Ceiriog, Watery Lane,  
Monmouth, NP25 5AT  
07798 746296  
treasurer@awgb.co.uk

### Seminar Bookings

Mark Hogan  
35 Berwick Way,  
Barton Seagrave, Kettering  
NN15 5XF  
seminar@awgb.co.uk

## REGIONAL REPS

### Scotland

David Willcocks  
91a Easter Bankton  
Livingston, EH54 9BE  
07738 169561  
scotrep@awgb.co.uk

### North

Howard Hughes  
Ty Newydd,  
Padeswood Road North,  
Buckley, CH7 2JN  
01244 543566  
northrep@awgb.co.uk

### Midlands

Pat Murphy  
72 South View Road, Carlton,  
Nottingham NG4 3QL  
07918 613762  
midlandrep@awgb.co.uk

### South East

Colin Smith  
130 Broad Oak Way,  
Stevenage, SG2 8RB  
01438 727495  
serep@awgb.co.uk

### Development & Training Officer

Peter Bradwick  
183 Llantarnam Road,  
Cwmbran, NP44 3BG  
01633 873640  
development@awgb.co.uk

### Trade & Business Liaison Officer

Roger Cutler  
14 St. John Street, Creetown  
Dumfries & Galloway  
DG8 7JF  
01671 820832  
trade@awgb.co.uk

### Membership Secretary

Mike Wilson  
Bryn Elis, Glanhwa Road,  
Llangefni, Anglesey LL77 7FA  
07801446330  
membership@awgb.co.uk

### Webmaster & Data Manager

Paul Middleton  
Roxton, Windmill Hill  
Hutton, Somerset BS24 9UW  
07894 744112  
webmaster@awgb.co.uk

### Newsletter Editor

Sheila Hughes  
49 Essex Street,  
Newbury, RG14 6QR  
01635 45930  
editor@awgb.co.uk

### South West

John Montgomery  
150 Cleeve Drive, Ivybridge,  
Devon, PL21 9DD  
01752 894083  
swrep@awgb.co.uk

## VOLUNTEERS

### Youth Training Coordinator

Ron Caddy  
Acorn Crafts, The Studio,  
23 Wisley Road  
Andover, SP10 3UQ  
Tel: 07903 313065  
acorncrafts@tiscali.co.uk

### Health and Safety Officer

John Boyne-Aitken  
27 Rock Road, Trowbridge,  
BA14 0BS  
01225 752373  
hs@awgb.co.uk

## Chairman's Notes

### Paul Hannaby

## Participation

A member contacted us to ask two questions...

*Is it possible for the AWGB to present a workshop to all our club members on: "How to turn member apathy into member participation".*

I don't think this is something we would seriously do as a workshop but I think we could offer constructive advice along the lines of suggesting that the club committee should engage with their members and ask them what they would like to participate in. Perhaps the club committee could construct a short survey or simply ask them. We do exactly that at both the clubs I attend regularly and it seems to work. We also ask our members what subjects they would like to see at demonstrations and we try to find demonstrators who can deliver. This has led to some interesting evenings on what might be thought of as fringe subjects such as forging tools, making walking sticks, pole lathe turning, letter carving, ukulele making etc.

*It will be nice if the workshop could address the issue of elderly members predominating to such an extent that members under 50 years old are rare. How do we ensure the long term survival of the club by gaining new and younger members, and particularly female members?*

To encourage younger members and more females seems to be an ongoing problem with many clubs but I would suggest advertising in the locality of the club, perhaps in one of the community booklets or newsletters that are sent out in most areas. Another way to reach potential members is for the club to have a stand at local public events. We have picked up a few new members by doing exactly that.

Also a reminder that we offer grants for events so potentially this could be used to fund an event which engaged the public. This brings me nicely on to the next subject.

## Event Grants

The trustees have agreed to abolish the rule for event grants that only allows a club to apply in alternate years. Now clubs can apply for event grants every year. Bear in mind that we still have a finite budget and events need to meet our criteria so not all applications may be successful. Hopefully this will enable a few more events to be staged to promote woodturning to the public and perhaps attract a few more members.

## Volunteer needed

We are in need of a volunteer to help out with publicity. Particularly in the area of social media, Facebook, Twitter, Instagram etc. so if these terms mean nothing to you, ignore the rest of this paragraph! If you are still reading and are fluent from a marketing perspective with the platforms mentioned, please contact me, email: chairman@awgb.co.uk tel: 01594 544417

## AWGB International Woodturning Seminar

Bookings for the 16th International Seminar have already overtaken the last Seminar so it promises to be a well attended event. If you haven't already booked you can still do so, we have some spaces available! You can book online on the Seminar website at [www.awgbwoodturningseminar.co.uk](http://www.awgbwoodturningseminar.co.uk) or you can download a form to fill in and post or contact us to have a form sent to you to complete if you don't do internet or use the form enclosed in this issue of Revolutions on page 10!



## Safety at Shows

Having attended one or two shows recently, I was disappointed to see many of the turners without any form of eye/face protection. We have to bear in mind that the people watching might be complete novices who assume that the expert behind the lathe isn't using PPE because it isn't necessary. This isn't the message we want to convey.

## Data Protection

Many clubs have contacted us for advice regarding the changes in the data protection act which come into effect on the 25th of May. Because there are so many clubs with differing legal status, different constitutions etc. I don't think it would be wise for us to generalise. Our advice is to visit the Information Commissioners Office website. There is a great deal of information there and a helpline you can call for advice. We have produced a privacy policy which can be found elsewhere in this issue and is also on both our websites. We will be implementing a number of changes around the forms we use and how they are processed. You will encounter those changes when you communicate with us or participate in AWGB programmes.

## Demonstrator Training & Tutor Assessments

### John Montgomery

Both the Demonstrator Training and Tutor Assessment courses continue to receive applications from far and wide.

We have held Demonstrator Training at Castle Douglas, Stourbridge, Suffolk and West Yorkshire so far this year, which have all been well received. At the time of writing this article at the beginning of May, I have application from Cambridge area and Strathclyde area for Demonstrator Training, at both of these areas I need another 3 members to apply for the courses to go ahead, so please apply if you would like Demonstrator Training.

Some clubs might be interested in a course and as long as you have four AWGB members wanting to undergo the demonstrator training it can be arranged at your venue, just contact me for details.

Tutor Assessments have also been popular with 8 members being assessed so far this year as at the beginning of May. I have 2 applications from Perthshire awaiting assessment and need another 2 members from this area to arrange an assessment day.

Again, if there is a club who have four AWGB members that would like to be assessed for the Tutor Badge an assessment day can be arranged at your venue, contact me for details.

For those wanting Tutor Assessment you need to have gone through the 'Let's Teach Turning' DVD, which a copy was sent to all affiliated clubs, or the course can be downloaded free of charge from the AWGB website. <https://www.awgb.co.uk/instructor-training/>

Further details for both Demonstrator Training and Tutor Assessment can be given, just send an email or call me.

### John Montgomery

**Demonstrator Training & Tutor Assessment Coordinator**  
**e-mail [johnmontgomery@awgb.co.uk](mailto:johnmontgomery@awgb.co.uk)**  
**Tel: 01752 894083**



## Development and Training

### Youth Training Programme

| Date               | Topic/Technique   | Organiser      | Venue  |
|--------------------|---|----------------|--|
| 8th September 2018 | Workshop Health & Safety<br>Various Projects and techniques | Peter Bradwick | Community Centre,<br>Level Road, Hawarden, CH5 3JR |

**For application forms and information visit... [www.awgb.co.uk](http://www.awgb.co.uk)**  
**Or contact... Ron Caddy - 07903 313065 e-mail [acorncrafts@tiscali.co.uk](mailto:acorncrafts@tiscali.co.uk)**



## David Gambier Reeks

**Peter Martin**  
**Chairman – Kent Woodturners**

It is with great sadness that we have to report the death of David Reeks in May 2018.

David started woodturning at school at the age of 15 but had to give it up when his father was taken ill and he was required to take over the running of his motorcycle business which he ran for 40 years. He excelled even at that and became a works rider travelling the world with his team to motorcycle events.

The 1987 storm rekindled his interest in turning when a large number of trees came down in his garden.

He developed his interest and over the years supplied items to RHS Wisley, Wakehurst Place and various branches of The National Trust. He exhibited and demonstrated throughout the world and was well known and respected for his skill, enthusiasm and his sense of humour.

His teaching allowed him to pass on his knowledge to many students and he will be remembered and missed by everyone who knew him.



Dave (pictured on the right) teaching at Kent Woodturners

## News from Italy

**Lodovico Grippa**



My name is Lodovico Grippa, I'm an Italian woodturner associated to AWGB. I went to Portshead (Bristol) in November 2016 for the AWGB tutor assessment.

Once a month I perform woodturning training courses during a weekend and every Thursday evening I have organized what I call evening woodturning refresher.

Each participant (maximum 5) can subscribe for three sessions and for a very low fee they can spend three hours in the evening taking part in woodturning exercises and practicing in woodturning.

The prerequisite is to have attended at least a course (not necessarily with me as a tutor).

This is one of the initiative that I'm doing, trying to develop

the knowledge of woodturning and trying to attract people to this wonderful art.

In fact in Italy we have a few passionate woodturners, but nothing in comparison with the number of woodturners you have in the UK and there are not many tutors and associations or perhaps they are not very evident and visible.

Something is moving nowadays thanks to the efforts of some institutions and associations that are promoting initiatives on the fantastic world of woodturning. Just to mention some of them without pretending to be exhaustive I can list the ones closest to me for some reasons.

**ARCHIVIO SACCHI** (the place close to Milan where I carry on my woodturning courses) this is a museum dedicated to a famous modeler who used to make models for several Architects and Designers.

(see <https://www.facebook.com/ArchivioSacchi/>)

**AIATL:** Italian Association of Artistic Italian Wood turners founded a few years ago by Roberto Cecconello promoting initiatives on woodturning.

For example the 12th and 13th of May there will be the annual Symposium at Rovato (Brescia) with an exhibition contest. (see [http://www.aiatl.it/ip/chi\\_siamo.php](http://www.aiatl.it/ip/chi_siamo.php))

**Les Tourneurs de la Basse Vallée:** one of the association of woodturners based at the beginning of Valle D'Aosta they also are organizing each year an exhibition contest at Pont S. Martin (Aosta) normally in September. (see <https://www.tourneurs.it/>)

The picture is from my last course [www.woodintown.it](http://www.woodintown.it) also on Instagram as woodintown

# Coombe Abbey Woodturners Birthday Celebrations

## Eric Taylor

Coombe Abbey Woodturners were very grateful to be awarded £300 to help in celebrating the 30th Anniversary of the Association of Woodturners of Great Britain.

Our committee gave it quite some consideration as to the best way to alert the general public to the benefits of a national body that helps any enthusiast, to become adept in the art of Woodturning. The committee eventually decided on holding our initial opening weekend in our parent park, Coombe Abbey Country Park, making full use of our workshop and equipment. We also invited local clubs to join us in this venture, ie West Midlands, Tudor Rose and Hinckley & North Warwickshire.

Tudor Rose and West Midlands clubs very quickly agreed to join us. We then had to decide when to hold this weekend and picked Sunday and Monday 28th & 29th May with free admission, in addition to our workshop we erected our 6x4 metre marquee and two gazebos. Thankfully, the weather was good to us, so there were plenty of public attending to view and try our lathes, there were three lathes on offer, plus one from West Midlands Club where Malcolm Thorpe and Tom Badger were demonstrating the age old art of Ornamental Turning, using various jigs and fittings to accomplish very interesting shapes and designs. Our very own Fred Lapper was demonstrating on a Jet 1016 lathe also giving instruction when requested. Peter Carless and Stan Bird were demonstrating and also collecting for MacMillan Nurses, to top off these days we had our own Phil Steele using and teaching youngsters on our pole lathe using wood gathered from the park. Unfortunately after a very good day on the Sunday the weather on the Monday was marred by a few brief showers of rain.



Following this weekend we were also at Coventry's Godiva Festival, and again the Banner was put up to let the public see the competence of our organisation, both locally and nationally. This Festival took place on the first weekend in July, closely followed by a summer fair at nearby Newton Paddocks, the home of the Earl and Lady Denby, yet again another day where we were able to show off the sort of articles we can turn for not only enjoyment but also for practical use and for decoration. The banner was also displayed at our own craft festival a two day free event which was held in September.





## Woodart Products

**Magnetic LED Lights**

**Pyrography units –**  
Razertip, Scorpion and Dragon

**Pyrography Accessories –**  
Tips, Fume Extractors, etc..

**Micro-Drills –**  
35000rpm and 45000rpm units  
fitted with 1/8" (3.175mm) collet chuck

**Cutters and Burrs for Micro-drills**  
(and other rotary tools)

















www.woodart-products.co.uk

john@woodart-products.co.uk

Tel.: +44 (0)7770 226640



# AWGB International Woodturning Seminar

**5<sup>th</sup> to 7<sup>th</sup> October 2018**

**Yarnfield Park Training and Conference Centre**

**Stone Staffordshire ST15 0NL**


**5-7 OCTOBER**  
**2018**  
**AWGB**  
INTERNATIONAL  
WOODTURNING  
SEMINAR  
*Your turn to be inspired*




**Glenn Lucas**  
Ireland



**Benoit Averly**  
France




**Jean-Francois Escoulen**  
France



**Gary Rance**  
UK

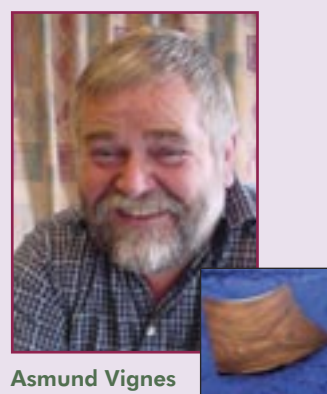
**10 of the best International Turners from around the world showing their skills and passing on their experiences and knowledge, freely and with passion.**



**Mike Hosaluk**  
Canada




**Max Brosi**  
Ireland



**Asmund Vignes**  
Norway



**Les Thorne**  
UK



**Harvey Meyer**  
North America

Lots of demonstrations – you choose who you want to see, these are in individual rooms with full audio/visual equipment so you don't miss a "cut". New for this seminar - masterclasses. Refreshment breaks and lunch provided through the weekend. Saturday evening, an informal dinner and the auction of donated pieces to raise funds for AWGB development. Throughout the event we have trade stands to visit, a raffle and of course the instant gallery where we encourage everyone to bring up to 3 pieces of their best work to display.



**Rod Page**  
UK

Full weekend

Full weekend no accommodation or evening meals

Full weekend incl accommodation and meals with twin room for two people

Full weekend incl accommodation and meals with double room for two people

Friday attendance & lunch only no dinner

Saturday attendance & lunch only no dinner

Saturday including dinner (no overnight)

Sunday attendance & lunch only no dinner

**Price**

£435.00

£315.00

£810.00

£810.00

£90.00

£135.00

£160.00

£90.00

# 5<sup>th</sup> to 7<sup>th</sup> October 2018

## Yarnfield Park Training and Conference Centre

**Stone Staffordshire ST15 0NL** - where you will never have to walk more than 75 metres – always under cover - for anything.

**new venue!**



Since the last International Woodturning Seminar at Loughborough in 2015 the Trustees have been considering how to improve the seminar and provide a more exciting and different option for the attendees.

The 2018 International Woodturning Seminar will be held at a new venue, the exemplary, refurbished, Yarnfield Park Training and Conference Centre, Yarnfield Lane, Yarnfield ST15 0NL near Stone in Staffordshire, where you will never have to walk more than 100 yards – always under cover – for anything. It is near Stone in Staffordshire [www.yarnfieldpark.com](http://www.yarnfieldpark.com) - Do take a look.



The map above shows the close proximity of the car park, conference centre and accommodation.

The main building which contains the restaurant, bar and meetings rooms for the presentations is around 100 yards from a very large car park and 100 yards in the other direction to the accommodation which is of a very high standard.

We look forward to welcoming you to the best Seminar ever – Remember it's "Your Turn to be Inspired"

For directions to the venue and for information on trains, visit the Yarnfield website.

***This event is so much more than just a show with a few trade stands and people turning. This is an all encompassing woodturning weekend – no matter your skill level – if you're thinking of starting turning, a beginner, novice or a skilled turner – there are always things to learn and skills to see.***

***You don't have to be a member of the AWGB, there are various options if you can't make the whole weekend. Come for just a day – the choice is yours.***

Keep an eye on the website and facebook for up to date information or contact Mark Hogan for Seminar booking enquiries 07907 180 806

[www.awgbwoodturningseminar.co.uk](http://www.awgbwoodturningseminar.co.uk)





## Draft/Provisional Seminar Programme

|               |   |   |  |  |   |   |  |
|---------------|---|---|--|--|---|---|--|
| Friday        |   |   |  |  |   |   |  |
| 10:00 - 12:00 | Registration  |   |  |  |   |   |  |
| 12:00 - 1:00  | Lunch   |   |  |  |   |   |  |
| 1:15 - 1:45   | Welcome address   |   |  |  |   |   |  |
| Room          | Willow  | Maple   | Howden   | Meeting rm 7   | Meeting rm 5  | Syndicate 1 Masterclass                     | Syndicate 2 Masterclass                              |
| 2:00 - 3:30   | Glenn Lucas<br>Dublin viking thin wall bowl                                     | Harvey Meyer<br>Basket illusion part 1                  | Les Thorne<br>All skewed up                      | Benoit Averly<br>Little boxes with a french accent   | Asmund Vignes<br>Wooden bell and lidded goblet or box |   |  |
| 3:30 - 4:00   | Coffee break  |   |  |  |   |   |  |
| 4:00 - 5:30   | Mike Hosaluk<br>Turning end grain using hook tools                              | Jean-Francois Escoulen<br>How to turn a trembleur       | Gary Rance<br>Salt bell including threading      | Rod Page<br>Lattice ogee bowl  | Max Brosi<br>Whalebone form                           |   |  |
| 5:30 - 6:00   | Official opening of Instant Gallery   |   |  |  |   |   |  |
| 7:00 - 8:30   | Dinner  |   |  |  |   |   |  |
| 8:30 -        | Social evening in the Knighton Suite  |   |  |  |   |   |  |
| Saturday      |   |   |  |  |   |   |  |
| Room          | Willow  | Maple   | Howden   | Meeting rm 7   | Meeting rm 5  | Syndicate 1 Masterclass                     | Syndicate 2 Masterclass                              |
| 8:30 - 10:00  | Glenn Lucas<br>Traditional Irish platter  | Harvey Meyer<br>Baslet illusion part 2                  | Les Thorne<br>OMG it's a box again - or is it?   | Benoit Averly<br>Hut and flat boxes  | Asmund Vignes<br>Vase with silver inlay               | Mike Hosaluk<br>Using hook tools            | Jean-Francois Escoulen<br>Thin turning using a bedan |
| 10:00 - 10:30 | Coffee break  |   |  |  |   |   |  |
| 10:30 - 12:00 | Mike Hosaluk<br>Turn an end grain bowl with carved feet and decorative elements | Jean-Francois Escoulen<br>How to use an eccentric chuck | Gary Rance<br>Humming spinning top               | Rod Page<br>Lattice rim bowl / platter   | Max Brosi<br>Octahedron                               | Les Thorne<br>Spindle turning techniques    | Harvey Meyer<br>Square platter                       |
| 12:00 - 1:00  | Lunch   |   |  |  |   |   |  |
| 1:15 - 2:45   | Glenn Lucas<br>The utility bowl   | Harvey Meyer<br>Basket illusion part 1                  | Les Thorne<br>All skewed up                      | Benoit Averly<br>Slide show: finding inspiration by photographing what surrounds you. Textures, patterns and proportions in everyday life. Demonstration of some techniques. | Asmund Vignes<br>Wooden bell and lidded goblet or box | Gary Rance<br>Thread chasing                | Rod Page<br>Lattice ball box                         |
| 2:45 - 3:15   | Coffee break  |   |  |  |   |   |  |
| 3:15 - 4:45   | Mike Hosaluk<br>Turn an end grain drinking cup offset 3 ways                    | Jean-Francois Escoulen<br>How to turn a trembleur       | Demo - Master Les Thorne & apprentice Gary Rance | Rod Page<br>Lattice ball box   | Max Brosi<br>Tetrahedron                              | Glenn Lucas<br>Bowl turning troubleshooting | Benoit Averly<br>Skew techniques and texturing       |
| 5:00 - 6:00   | Instant gallery critique  |   |  |  |   |   |  |
| 7:30 -        | Informal dinner in the Oak suite. Presentation of prizes and auction            |   |  |  |   |   |  |
| Sunday        |   |   |  |  |   |   |  |
| Room          | Willow  | Maple   | Howden   | Meeting rm 7   | Meeting rm 5  | Syndicate 1 Masterclass                     | Syndicate 2 Masterclass                              |
| 8:30 - 10:00  | Glenn Lucas<br>Dublin viking thin wall bowl                                     | Harvey Meyer<br>Basket illusion part 2                  | Demo - Master Les Thorne & apprentice Gary Rance | Benoit Averly<br>Hut and flat boxes  | Asmund Vignes<br>Vase with silver inlay               | Max Brosi<br>Whalebone form                 |  |
| 10:00 - 10:30 | Coffee break  |   |  |  |   |   |  |
| 10:30 - 12:00 | Mike Hosaluk<br>Having fun with spindles  | Jean-Francois Escoulen<br>How to use an eccentric chuck | Gary Rance<br>Chessmill pepper mill              | Rod Page<br>Lattice ogee bowl  | Max Brosi<br>Whalebone form                           |   | Asmund Vignes<br>Using the ring tool                 |
| 12:15 - 1:00  | Raffle and farewell in the Knighton Suite                                       |   |  |  |   |   |  |
| 1:00 - 2:00   | Lunch   |   |  |  |   |   |  |



## AWGB International Seminar 5<sup>th</sup> to 7<sup>th</sup> October 2018

## Booking Form

The accommodation comprises en-suite double rooms, including 59 twin rooms, and there are a number of accessible rooms. We are pleased to offer a range of attendance options. Please select the quantity required. If you have any particular needs or requests please note them below. *(All costs include VAT)*

**Early Bird Discount applies if you pay 50% before 31 March 2018.**

| Package    | Description  | Cost           | Early Bird Cost | Quantity | Total Cost |
|------------|--|----------------|-----------------|----------|------------|
| A          | Full Weekend incl Accommodation and Meals  | <b>£435.00</b> | <b>£395.00</b>  |          |            |
| AT         | Full Weekend incl Accommodation and Meals with Twin room for <b>Two People</b>   | <b>£810.00</b> | <b>£730.00</b>  |          |            |
| AD         | Full Weekend incl Accommodation and Meals with Double room for <b>Two People</b> | <b>£810.00</b> | <b>£730.00</b>  |          |            |
| B          | Full Weekend incl Lunches, No Accommodation or Evening Meals                     | <b>£315.00</b> | <b>£295.00</b>  |          |            |
| C          | Friday incl Lunch, No Evening Meal   | <b>£90.00</b>  | <b>£85.00</b>   |          |            |
| D          | Saturday incl Lunch, No Evening Meal   | <b>£135.00</b> | <b>£125.00</b>  |          |            |
| E          | Sunday incl Lunch  | <b>£90.00</b>  | <b>£85.00</b>   |          |            |
| F          | Saturday incl Lunch & Evening Meal   | <b>£160.00</b> | <b>£150.00</b>  |          |            |
| Total Cost |  |                |                 |          |            |

|  |        |
|--|--------|
| Name (as you would like it on your badge)  |        |
| Address (inc Postcode)   |        |
| Email address  |        |
| Tel Number   |        |
| Membership Number (if applicable)  |        |
| May we print your address and email in the delegate pack (delete as appropriate) | Yes/No |
| Please advise any particular requirements (diet, access etc)                     |        |

### Payment:

**Early Bird:** 50% deposit on booking before 31 March 2018, remainder due 4 weeks prior to the seminar

**Non-Early Bird:** 10% deposit on booking, remainder due 4 weeks prior to the seminar.

**NB** If you are unable to attend your deposit may be refunded at the discretion of the AWGB.

I have paid by cheque/bank transfer/international bank transfer (delete as appropriate). We are unable to take card payments by telephone. Card payments can be made on the website by PayPal or by sending a payment in PayPal to [awgbtrading@awgb.co.uk](mailto:awgbtrading@awgb.co.uk)

Signed:

Date:

Payment by cheque payable to **AWGB Trading Ltd**, or

Bank transfer to sort code 09-01-28, Account number 41132390 (use family name/2018 as reference) or

From overseas IBAN: GB75ABBY09012841132390 (use family name/2018 as reference)

Please send this form (with cheque if appropriate) to:

**Mark Hogan, 35, Berwick Way, Kettering, NN15 5XF**  
**Tel: 07907 180806 Email: [seminar@awgb.co.uk](mailto:seminar@awgb.co.uk)**

welcome all to a day's demonstration by 'The 'Tiny Turner'

## Emma Cook

at Cambridge Scout HQ, 195 Perne Road,  
Cambridge, CB1 3NT

on Saturday 29th September 2018 - 10am to 4pm

Admission £12 by ticket paid in advance

Bring your own lunch - tea and coffee  
will be provided

Please contact Ivan via  
info@cambridge-woodturners.co.uk or  
on 01763 838662


[www.cambridge-woodturners.co.uk](http://www.cambridge-woodturners.co.uk)



## Little Sister Big Performance

Little Sister is a mini hollowing  
tool based upon the highly  
successful Brother System 2 range  
Designed with the small/mini lathe  
turner in mind.

Compact fixing screw  
Hollow through 13mm  
openings with ease!



Tapered Stem  
for maximum rigidity

Proudly  
Made in the UK

**DVD**  
VIDEO  
Free DVD  
included

Talk with your  
stockist today

**hamlet**  
CRAFT TOOLS

sales@hamletcrafttools.com

www.hamletcrafttools.com

+44(0)1142321338

3 configurations available



An interchangeable scraper (ref H5187B) also available



## Seminar Notices

### Club Collaboration Competition



At this year's Seminar, the AWGB is introducing a Club Collaboration Competition involving a minimum of five club members to produce a wooden tractor. First prize for the winning team will be £250, second prize will be £150 and third prize will be £100.

1. The Collaboration Competition is open to both Affiliated and Associate Clubs and judging will take place at the 2018 International Seminar, to be held at Yarnfield Training and Conference Centre from 5th to 7th October 2018.
2. Club teams should comprise of a minimum of 5 Club members and each club may submit one entry.
3. The theme for the competition is a Tractor and judging emphasis will be on as many working/moving parts as possible. Battery powered, moving components are NOT permitted.
4. The maximum dimensions are 40cms long x 30cms wide x 25cms high
5. The tractor must be made solely from wood, which may be any variety.
6. Preference in judging will be given to turning techniques as opposed to other disciplines such as carving or pyrography.
7. Clubs must submit a materials list with their entry, together with any supplementary plans or techniques that may assist the judges with their decision.
8. Judging is 'blind' and therefore any documentation should NOT contain information that will identify the club or individuals.
9. However, the AWGB competition co-ordinator WILL require a separate, full list of participants in the collaboration, together with photographs of the participants and of the entry, during production.
10. The judge's decision is final.



This wonderful model tractor and trailer was made in 2010. It was a collaborative effort by a large number of club members, who each produced at least one of the many parts involved. The East Surrey Woodturners presented this model tractor to the Royal Marsden Hospital on 10th January 2011, to be used to raise money for the hospital. The tractor is about 40cm long and is comprised of about 100 separate turned pieces using 8 different types of timber (and some string!).

Association of  
Woodturners  
of Great Britain



## Member Training

### Demonstrator Training

2 members required  
for course in Strathclyde area

3 members required  
for course in Cambridge area

### Tutor Assessment

2 members required  
for assessment day in  
Strathclyde area

**Please submit applications for  
these courses using forms in the  
training sections of AWGB website  
Or contact 01752 894083 for  
application forms**

## Good News

The trustees of the Roger and Nina Stewart fund have donated £7500 to top up the grant fund.

We were originally given £10,000 in 2015 and that initial contribution has almost been used up.

The fund will continue to be used to help us support both individual woodturners advance their woodturning or to take up woodturning and for organisations needing financial support to undertake a woodturning activity.

The trustees of the AWGB would like to thank Robert Craig for continuing to support the link between the Roger and Nina Stewart fund trustees and the AWGB.

If you look at issue 114 Sept 2015 page 4 there is a mention of the initial donation.

The AWGB takes your privacy seriously and we want you to trust us. We aim to explain clearly how we use your personal information as part of running the association and how we protect it.

This privacy policy applies to the information we may obtain from you when you use the services we offer, including those on the website; when you become a member or update the information we hold.

## Data Controller:

The AWGB is the data controller. We are a company limited by guarantee (company number 8135399 and AWGB Trading Ltd 8425064) and a registered charity (Charity number 1105255).

## Lawful basis for processing:

We need to collect your contact information in order to maintain a list of members; contacts for clubs; contacts for members offering services; to run courses, seminars and other events.

We will obtain your consent to allow us to administer the association.

## How we use the information we collect:

### AWGB members:

- We use your contact information to communicate with you regarding your membership. We ask for names, addresses, phone numbers and email addresses and may use any method available to us to contact you. (phone numbers and email addresses are not mandatory but they help us to keep you informed).
- We use a third party mailing company to send you the quarterly "Revolutions" newsletter.
- We compile a report for HMRC to enable us to claim gift aid from those members who have agreed this and we maintain archive records to comply with tax legislation.
- We pass members contact details on to training providers for those who have booked courses.
- Photographs taken at events may be published on the web or in the "Revolutions" newsletter.
- We pass names of seminar delegates on to the accommodation providers to enable them to reserve rooms for us. If delegates have special access or dietary requirements, we also pass those details on to the accommodation providers.

### Club officials and individuals under special circumstances:

The following people will be asked for consent before their information or image is published on the website or in the "Revolutions" newsletter.

- Club officers.
- Those offering services through our skills register.
- Under 18s featured in a photograph and their parents/guardians.

### Website users:

- We may use cookies to facilitate services we offer on our websites. Cookies are small data files stored on your computer. These are used to improve the way the website is presented to you.
- We store contact details for those who make purchases on the websites or for those who contact us so we can process the order or contact the individual.
- We use web tracking technology which uses anonymised data to produce reports on website performance.
- Log files are stored with website activity which may contain IP addresses.
- Online payment processing is carried out by a third party service provider. The service provider uses the information they collect to process your payment and inform us the payment has been made. Records of financial transactions are kept by the payment processor.

### Email Newsletter subscribers:

- We use names and email addresses to send out periodic email bulletins.
- Some email bulletins may also contain tracking technology to enable reports on which links were clicked and how many people opened the email.

### Sharing data:

- We don't sell information to any other organisation.
- We only share contact information with service providers who need it to carry out the service we have requested of them.
- We may publish your information on the web or in our newsletter if you give us permission to do so.
- We would disclose information to a law enforcement agency if we were required to do so or if we felt it necessary to do so in order to prevent injury / loss of life.
- We may disclose information if it helped us defend against a third party claim or allegation.

### Data Retention:

- We hold membership details for one year after a membership lapses. This is to enable an individual to re-join with minimal effort.
- We hold records for tax and finances for seven years. This includes gift aid data.
- If requested by any individual (or their family in the event of death), we will remove their data from the membership database. Once done, we can no longer communicate or maintain membership records for the individual in question.
- Any person receiving email bulletins can unsubscribe at any time.

## Your Rights:

- You have a right to know what data we hold about you. Requests should be directed to the data manager (email [webmaster@awgb.co.uk](mailto:webmaster@awgb.co.uk)).
- You have a right to request rectification of incorrect data we hold about you.
- You have the right to opt out of communications other than membership renewals.
- You have a right to have your data erased if it is no longer necessary for us to retain it.
- Where there is a dispute as to the accuracy of your data, you can request a restriction is placed on any further processing.
- If you are unhappy with the way the AWGB has dealt with your complaint, you can lodge a complaint with the Information Commissioner's Office. Their address is below.

### Information Commissioner's Office

Wycliffe House  
Water Lane  
Wilmslow  
Cheshire, SK9 5AF

Helpline: 0303 123 1113 (local rate)  
or ++44 1625 545 745

## Association of Woodturners of Great Britain



### Want a workshop in your area?

**Let us know what you want and we shall arrange it.**

There is scope for more workshops for 2018, therefore if you have a preference for any particular technique with a professional woodturner, or you know of a venue in your area that could host a Member Training Workshop contact Peter Bradwick and he will arrange a workshop to suit your requirements.

Workshops are a **'free member benefit'**, however candidates have a no obligation option to make a donation to the Development Fund.

**Please contact Peter Bradwick  
e-mail [development@awgb.co.uk](mailto:development@awgb.co.uk)  
Tel: 01633 873640**



## We have moved to new bigger and better facilities in Staffordshire.

The same great friendly service but now with even more quality selected exotic hardwood to choose from.

Visit our webshop or contact us today for your next project.

**01538 715 060**

**[www.exotichardwoodsukltd.com](http://www.exotichardwoodsukltd.com)**

[kirk.boulton@btconnect.com](mailto:kirk.boulton@btconnect.com)

**Exotic Hardwoods UK Ltd**

Megcroft Farm, Onecoate Road, Ipstones, Stoke-on-Trent ST10 2NB

**Furniture Wood • Dimension Blocks & Squares • Instrument Woods • Longbows • Cues • Pen Blanks • Knives • Lumber & Planks • Veneers • Wood Specials**





Try something new with Golden Artist Colours

## GOLDEN ARTIST COLORS

Professional Acrylic Colours 6 Pack £38.35  
Professional Liquid Acrylic 6 Pack £38.95  
Gels and Paste 6 Pack £29.94  
High Flow Acrylic 10 Pack £59.95  
Crackle Paste £18.60  
Colour Wheel £9.54  
Interference Acrylic 30ml Fluid from £9.25  
Interference Acrylic 60ml Heavy Body £16.50  
Iridescent Acrylic 30ml Fluid from £7.75  
Iridescent Acrylic 60ml Heavy Body from £8.50



## Glass Tea Light Holders



It took some searching but  
we were able to locate new  
stocks of these 49mm x 24mm  
Glass Tea Light Holders

60p per Glass Holder  
£6.00 for a tray of 12  
£50.00 for 10 trays of 12

**Olivers**  
Woodturning

## Robert Sorby

ProEdge  
Easy and quick  
sharpening system

Versatile with a wide  
range of accessories



Basic £269.94  
Deluxe £335.94

**30th June & 1st July**

# UKIWs

## UK & Ireland

## Woodturning Symposium

The Woodturning Family Party  
Tickets on sale!  
Visit [www.ukiws.co.uk](http://www.ukiws.co.uk)  
See you there.

The Hilton Hotel,  
Coventry

# 2018



# Woodturning Training Day 24th February

Andrew Maxwell

On a rather cold Saturday, four eager pupils arrived at Andrew Hall's workshop to a very warm welcome from our hosts Janet and Andrew. We were from various clubs, Peter Jackson from Scottish Borders Woodturners, Keith Wilkinson from Thirsk, Martin Watson from Wear Valley and myself, Andrew Maxwell also from Wear Valley. Andrew Hall was assisted by Allan Joicey, an AWGB Tutor, to help in teaching us the art of hat and helmet making. Three made hats and I made a helmet, the results you can see in the attached photos being held by their proud creators.

It was great to have a relaxed day woodturning, talking turning, trying new equipment and techniques and all the time supported by very able tutors in Andrew and Allan. The day was topped off by some great catering from Janet.

One particular tip I want to share with you came from Allan. He suggested getting a cheap electric toothbrush and then cutting the bristles off the heads and sticking on Velcro to mount finger nail sized pieces of sandpaper. The resulting modified tool is brilliant at sanding thin awkward turnings such as the edges of helmets.

Thanks to AWGB for arranging the training which was very much appreciated by all four of us.


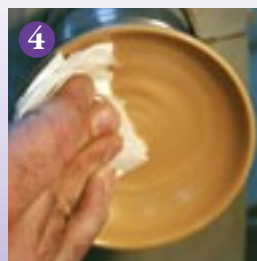



Left to right, Andrew Hall, Keith Wilkinson, Peter Jackson, Allan Joicey, Martin Watson and Andrew Maxwell.



## CHESTNUT P R O D U C T S FINISHING SCHOOL

### *Microcrystalline Wax.*



**1** Microcrystalline Wax is known as a wax with very fine crystals which when applied will knit down to form a very dense surface which is highly water resistant. Unlike many other waxes, Microcrystalline Wax also has a melting point higher than body temperature and is thus less prone to finger marking after excessive handling.

**2** Apply the wax to a sealed surface using a cloth. Use it as sparingly as possible; the wax stays wet for about five minutes making it easy to spread in a thin, even coat. Allow 20 minutes before **3** lishing.

Microcrystalline Wax buffs well by hand; here we've buffed the left hand side of the bowl only. Useful to know if you're working on a non-**4** ned project.

But it's easier to let the lathe do the work for you if you can, so using a Safety Cloth polish the wax with the **5** he running.

Microcrystalline Wax is toy-safe and is ideal for any item that might get water splashed on it or will be handled a lot and you want the finish to stand the test of time.

*More information available from your local stockists or contact us at:*

PO Box 260, Stowmarket, IP14 9BX

Tel: 01473 890118



mailroom@chestnutproducts.co.uk  
www.chestnutproducts.co.uk

# North London Woodturners move to grand new location

David Gerrard



The NLW club which was formed some 20 years ago in a founder member's kitchen and saw remarkable growth in the early years. However many members have retired and attracting new enthusiasts is challenging. We have just moved from the Muswell Hill Community Centre to the Arkley Village Hall - near Barnet & Elstree.

Our club has amongst its members the winner of the AWGB bursary - Ghenadi Vasileiv - a young and talented turner. We are also very lucky to have Terry Vaughan, a professional turner of some 40 years standing.

The AGWB have just kindly bought a lovely Axminster lathe which is on permanent loan to us. We also have a portable mini lathe for fairs and hands on evenings. The club meets every 3rd Wednesday of each month from 7.30 to 10ish.

Demonstrations are on alternate months by well known professional turners. The image shows Kevin Hutson turning candlesticks and a slender vase. Alternative months are either workshops where advice is given and newer members can learn to turn under supervision, or members give a talk on an interesting topic such as sharpening, tool making, finishing or anything that may come up.

Competitions & critiques are encouraged. We are also currently making a copy Jacobean chair as a team project.

This year we plan 2 craft fairs, in the summer at Stephens Hall in Finchley and a Xmas fair at Burgh House in Hampstead. Members can make items specifically for the fair or donate items made in the past.

Training is offered by approved members for anyone who wishes to improve their skills either in a workshop evening or in a local workshop belonging to one of the approved teaching members.

The club is extremely friendly with currently only 25 members. We hope this will increase as you can see from the photograph it's a huge hall capable of 100 or so members!

For details of membership and the club, go to [northlondonwoodturners.co.uk](http://northlondonwoodturners.co.uk) &/or contact David Gerrard - membership sec on 07971 877758 or [davidgerrard@btinternet.com](mailto:davidgerrard@btinternet.com)

**Allan Calder's Ltd** Sandpaper Supplies

Unit 2B Churnet Works, James Brindley Road,  
Leek, Staffordshire ST13 8YH



We are supplying top  
quality brands of  
sanding abrasives for all  
types of wood turners.

[www.sandpapersupplies.co.uk](http://www.sandpapersupplies.co.uk)

Email: [sandpapersupplies@yahoo.co.uk](mailto:sandpapersupplies@yahoo.co.uk)  
Tel: 01538 387738

## AWGB Merchandise

Lapel Badges  
Brass & enamel  
£3.50 p&p included



Cloth Badges  
For sewing on smocks etc.  
£4.50 p&p included



Windscreen Sticker  
£1 plus sae  
(standard letter rate)



**All available from the AWGB  
Membership Secretary  
(details on page 3)  
Make all payments to AWGB**



# A grand day out!

Carl Burn



The AWGB run some really good workshops for those of us afflicted with turning, I was lucky enough to be selected to attend one such event and this is how we got on!

The workshop was the Corinthian Helmet making course held at the workshop of Andrew Hall in County Durham, the course was attended by four AWGB members from the North East and Scotland. We were joined in the workshop for the day by Allan Joicey whose advice and support are always on hand and whose questions always seem to lead you to the correct solutions!

We started the day with introductions and the required Health and Safety notices followed by Andrew explaining the basic outline of the day with sketches and examples of the stages of making the small size Helmets.



Once the formalities were out of the way we were let loose onto a pile of green Ash blanks which had been prepared by cutting them into spindle blanks (grain parallel to the lathes axis of rotation) which were around 100mm square and around 170mm long. The initial task was to turn the blank down to the largest possible cylinder and put a chucking point onto both ends.

Once in the chuck the length was set and the "spare" cut off complete with its chucking point to give a handy little jam chuck either for this project or for any other that might require it.

The process is then pretty much the same as making a goblet with a short stem, shaping the outside first to give the outside shape of the helmet and then removing the inside.

## Derek Phillips

I first met Derek in 1989 at the Ely Guild of Woodturners and found him a font of knowledge when it came to woodturning. He ran the beginners lessons before the actual branch meetings. I know that the majority of novices were turned into very good woodturners. and many went on to win prizes at the club competitions.

Derek had a dry sense of humour and would not spend money where it was not needed. He used to joke that instead of buying abrasives he would collect sand from Hunstanton beach and stick it to paper. He called it 30 grit, his finishing was however first class. He was the first woodturner I came across who always looked at the bottom finish of a piece of work 'Always look at the bottom, if its not finished underneath its not worthy of comment'. That is something that stuck with me ever since.

He left the Ely Guild to set up Cambridge Woodturners around 2000 and was a valued member. He also demonstrated at Peter Childs workshop every 2 weeks and was always coming up with new items to demonstrate. He retired to the West of England and enjoyed the life in around the Devon/Cornwall border.

Its a sad loss to the Woodturning fraternity.

RIP Derek I am sure your catching up with some old woodturning mates like John Ambrose and Ray Hopper.

**Bill Lewis**

**Cambridge Woodturners**



## **Member Training Workshops**

### **Andrew Hall**

Croesyceiliog Community Education Centre,  
The Highway, Cwmbran,  
Torfaen, NP44 2HF

**Friday 15th June 2018**

Intermediate  
Corinthian Helmet Workshop

### **Les Thorne**

Alresford  
Hampshire  
SO24 9ND

**Friday 22nd June 2018**

Beginner/Intermediate  
Basic Spindle/Bowl Turning Workshop

### **Mick Hanbury**

Turners Retreat  
Unit 2, Faraday Close, Harworth,  
DN11 8RU

**Saturday 24th July 2018**

Intermediate  
Thread Chasing Workshop

### **Sue Harker**

Snainton Woodworking Supplies  
Barker Lane Snainton  
North Yorkshire YO13 9BG

**Saturday 22nd September 2018**

Intermediate  
Make a Clam Box

**To apply - visit the AWGB website: [www.awgb.co.uk](http://www.awgb.co.uk) and download an application form and send to the coordinator shown on the form.  
Or complete a 'Training Workshop Application' web form.  
Only fully completed application forms will be considered.**

The East Herts Woodturning Association  
wish to advise their members and friends of the Sunday Demonstrations  
booked for 2018.

**22nd July Andrew Hall**

**21st October Martin Pidgen**

**Venue The Pavillion, Bullfields, Sawbridgeworth CM21 9EA**

**Fee £12 including light lunch, teas and coffee**

Please contact East Herts Secretary Tony Hinksman on 01279 814337 to book place and supply any dietary requirements





The helmet is in fact an upside down goblet and the stem is trimmed down to form a small spigot, of which more later...

The big advantage of the workshop day is that not only do you get the benefit of the two professional and experienced turners but you also have your fellow addicts to share experience and handy tips. A range of tools were used in the hollowing because with the array available to us it would have been rude not to try at least a few....well that was my excuse.

The thickness of the walls were measured using a set of scissor calipers and whilst turning a small LED light proved to be very useful in gauging the wall thickness - this works really well on the side walls of this project as you are working in spindle blank orientation and the side walls don't have alternating side and end grain as they do in a bowl blank.

A small spigot had to be left on the completed goblet bowl to give an attachment point for the crest on the helmet and of course one person could not resist the opportunity test the



tutor by telling him their goblet bowl had been parted off with no spigot left at all....sadly nobody got a photo of Andrew's face at that point !

A splendid lunch was provided by Janet and the conversation of course mostly focused on tools and lathes, its funny how that always seems to happen in a room full of woodturners.

The next stage was to use a template to mark the cut away sections of the helmet and then to cut them away using a Proxxon mini jig saw, this is trickier than it looks as the helmet does not have a flat surface and the thin walls mean that vibration is a major issue. All of the helmets were cut without major issues and the cut out pieces were saved to be used as templates in our own workshops for future helmet projects.



The next turning task was to turn a piece which would be machined on the bandsaw to make a "crest" for the helmet, this is basically a thin disc with a cove on its edge and some other basic details. The piece is then cut down on the





bandsaw and the "spare" piece is saved to be used as a marking up template for future projects of this type. A hole is drilled in the crest and it is then fitted to the "spigot" on top



of the helmet and the project is then ready to have any final "tweaks" made, sand and finish in whatever way you see fit.

Overall a good project and a grand day out, next time you see a workshop listed I would recommend you get in touch and get yourself along to one, you never know you might just have some fun!



## Linda Mortimer

"It is with great sadness that I report the death of Linda, wife of Stuart Mortimer known to most of us in the woodturning fraternity. Linda was taken into Winchester hospital in the afternoon of Monday 12 March and died of a massive brain haemorrhage at 21.00 on Tuesday 13 March.

I first met Linda some fifteen years ago when I started turning under Stuart's tuition. Since then both Linda and Stuart have become firm friends and, like all of you that have met her know, she was truly a lovely lady. She has supported Stuart in his long and successful career not only going around the UK and the world with him for his many demonstrations but also, for example, cooking for and hosting the many Young Turners that have appeared at Hope Cottage for Stuart's annual YT weekends. In one of his publications Stuart referred to Linda as his "most valued critic" of his work for she had learned so much about our craft, had a rare eye for form and an enviable knowledge of woods.

The family funeral took place in Alford, Aberdeenshire, Scotland on Tuesday 27 March, and a Memorial Service was held for Linda at St. Mary's Church, Ampport, Hampshire on Tuesday 24 April.

I, along with many of you, have lost a dear and valued friend who will be greatly missed, but to none more so than by Stuart and his family to whom we send our most sympathetic condolences.

**Sam Webber**

**Pepper Mills  
Nutmeg Graters  
Tools etc.**

**Sole distributor of  
Cole & Mason  
mechanisms and parts.  
UK craft agent for  
CrushGrind**

**Constable Woodcrafts  
Tel/Fax 01206 299400  
e-mail: brianfitzs@aol.com  
www.peppergrinders.co.uk**

# **Minutes of the AGM of the AWGB**

## **held on Sunday 22nd April 2018 at Little Yeldham Village Hall**

*Present: Paul Hannaby (PH) Chairman, Jeff Belcher (JB), Derek Puplett (DP), Mike Wilson (MW), Sheila Hughes (SH), Mark Hogan (MH), Pat Murphy (PM), Howard Hughes (HH), Colin Smith (CS), John Montgomery (JM), Paul Middleton (PMi), plus 33 Branch members.*

The Chairman welcomed everyone and opened the meeting.

Apologies received from Russell Gibbs (RG), Roger Cutler (RG), Peter Bradwick (PB), David Wilcox (DW) and Peter Taylor

Minutes of last year's AGM were tabled for approval and a typographic error was pointed out. It was corrected and the Chairman signed the minutes.

There were no matters arising from the previous minutes.

### **Treasurers Report**

The Treasurer explained the relationship between the AWGB Charity and the AWGB Trading Company as far as the accounts are concerned.

He stated that the charity is in a financially sound position with a fund balance of over £85K

The Trading Company has a Trading Deficit of £14.6K

If anyone requires a full set of accounts, please contact the Treasurer on [treasurer@awgb.co.uk](mailto:treasurer@awgb.co.uk).

Looking at a couple of specific items, the income of £74,800 for the Charity is quite normal, but the expenditure had risen last year from £65K to £85K. This was due to more money being spent on training, the 30 'Birthday Bash' events and an additional payment made for underpayment for the production of Revolutions Magazine.

The Charity, at the end of the year, had £80K cash in hand at the bank.

It had debtors of £21K, mainly due to loans made to Trading Company for previous seminars. Currently, the Trading Company has insufficient funds to pay the charity, but it is hopeful that after this year's seminar, some of the debt will be repaid.

There were no further questions on the Charity accounts.

Looking at the Trading Company:

It made a loss of £1306, which was due to items which have to be paid such as Accountants fees, insurance etc., regardless of whether it's a seminar year or not.

Balance Sheet shows £18.6K in the bank with £33K of creditors, made up from money owed to Charity and Seminar sales made in 2017.

At the end of 2017, the Trading Company had Net Liabilities of £14.6K

A question was asked from the floor as to whether there were any restrictions on the time when the loans from the Charity had to be paid back. The Treasurer replied that there were no restrictions.

There were no further questions on the Trading Company accounts.

Acceptance of both sets of accounts was proposed by Barry Tucker-Vincent and seconded by David Godfrey.

A brief overview of this year's Seminar was given by Mark Hogan in which he indicated that we have just over 180 delegates already booked with over 5 months still to go. We already have more delegates than attended the last seminar.

### **Chairman's report**

Firstly, I'd like to welcome you all to Little Yeldham. Thanks to the SECB branch for allowing us to use their club venue for the AGM.

The last 12 months have been a period of significant change for the Association. Mike Glover resigned as secretary and was replaced with Derek Puplett who was co-opted as a trustee. Dave Atkinson stepped down as chairman at the end of 2017 and Sam Webber also stepped down as vice-chairman at the same time. I would like to record my personal thanks to Dave who has served the AWGB for over ten years and Sam who has served for around six years. The trustees voted me in as chairman and Russell Gibbs, who can't be with us today, as vice-chairman. I would like to thank my fellow trustees for their vote of confidence. I hope I can justify their decision! Paul Middleton was co-opted as a trustee to replace me in the role of webmaster and data manager and Roger Cutler, who can't be with us today, was also co-opted as a trustee to replace Russell as trade liaison officer. Thank you to Derek, Paul and Roger for giving up their free time to become trustees. I'm sure we have a great team who can continue the good work of evolving the AWGB.

As usual it's been a busy 12 months since our last AGM and I must thank all my fellow Trustees for their hard work and diligence throughout the year.

The last twelve months have been very busy with:

- Training – ongoing delivery of workshops, Youth Training and the new courses part funded by WCT for the Certificate in Woodturning. Our demonstrator training continues to prove popular as does the AWGB tutor badge
- Attendance at a range of shows at our usual wood related venues plus other county shows and major craft events – a huge thank you to all those who manned the stands and made our attendance possible.
- Making arrangements for the 2018 Seminar including finalising the arrangements at Yarnfield, organising the demonstrators and the programme and getting off the ground with the delegate bookings. Thanks to Mark Hogan for dealing with the complications and individual requirements. We have confirmed the charity will donate £6,000 to the Seminar. In terms of a training event, this offers very good value for money for the charity.



- Awarding thirty-seven Birthday Bash Grants of £300 each.
- Awarding grants from the Roger and Nina Stewart Fund plus our usual demonstrator and event grants. We have also received another donation of £7500 from the Roger and Nina Stewart fund. Thanks to Robert Craig for considering us.
- Demonstrator grants for branches have increased to £300 from last January.
- The online Revolutions archive was completed at the end of 2017.

Going forward we will be:

- Continuing our work on seminar promotion and general arrangements. Booking numbers already have exceeded the last Seminar so our publicity campaign is paying off. Hopefully this will secure the future of the Seminar. More details from Mark shortly... We will be judging the new club collaboration competition at the Seminar and we hope there will be lots of tractors on display.
- Continuing with awarding demonstrator and event grants.
- Continuing with awarding grants under the Roger and Nina Stewart banner and from our general grant fund.
- Continuing with attendance at shows
- Continuing with the e-bulletins which now has over 2100 subscribers.
- We will continue to offer training workshops and we are aiming to increase the number of courses on offer. It would be useful if members let us know what courses they would like to do so we can tailor our offerings accordingly.
- It is also a long term goal of mine to increase the number of individual members. You can help with this by spreading the word, increasing awareness at public events and perhaps even suggesting ways for increasing member retention.

It remains for me to thank all our members for their continued support and to thank you for attending today.

The Secretary announced that the Regional Representative for the South West, John Montgomery and the regional Representative for Scotland, David Wilcox were both nominated by their respective regions and will be Trustees of the Charity for the next 2 years.

Pat Murphy and Howard Hughes were co-opted Regional Representatives for the Midlands and Northern areas respectively. They will also be Trustees for the next two years.

Colin Smith was nominated by Barry Tucker-Vincent and seconded by Dennis Day to be South East Regional Representative and Trustee for two years.

Paul Hannaby (Chairman), Russell Gibbs (Vice Chairman), Derek Puplett (Secretary), Mike Wilson (Membership Secretary), Mark Hogan (Seminar Bookings), Peter Bradwick (Development and Training Officer), Paul Middleton (Webmaster and Database Manager) and Roger Cutler (Trade and Business Liaison Officer) will all commence a four year term as Trustees.

It was proposed by Mike Favager that Harold Wilson Chartered Accountants be used as Auditors for the coming financial year. This was seconded by Barry Tucker-Vincent.

A question was asked from the floor as to the value of the Charity being a Company Limited by Guarantee. The Chairman stated that prior to this formation, the Trustees were all personally liable for all the debts of the Charity. As a Company Limited by Guarantee, they are only liable for the value of the share capital i.e. £1.00.

A vote of thanks was offered by Geoff Moss to the AWGB and all of the woodturning fraternity.

Brian Partridge was the winner of the competition, judged by the Chairman and was presented with his prize of a bottle of wine.

The AGM for 2019 will be held at the Weston Super-Mare Football Club on Sunday 14th April 2019.

The meeting closed at 15.10



Entries for the Chairmans Challenge at the AGM



Brian Partridge receiving his prize for winning the Chairmans Challenge



The winning entry by Brian Partridge



## Treasurer's Report – Fy 2017

The Treasurer stated that the accounts had been examined by our accountants and approved by the Trustees.

In case anyone was not aware of the split of the accounts between the Trading and Charity aspects of the Association the treasurer gave a brief explanation.

As an organisation the AWGB is in a sound financial state with the value of the accounts at audit standing at:

|         |          |
|---------|----------|
| Charity | £85,415  |
| Trading | -£14,619 |

The various aspects of the accounts were largely consistent year on year with some exceptions explained below.

### Charity Account as at 31/12/17

Notes on The Charity Account:

1. The overall "value" of the Charity has come down from £96K to £85.5K due in the most part to the additional expenditure approved for "Birthday Bash" events organised by Clubs and Branches to celebrate the 30th anniversary of the AWGB in 2017.
2. At 31 December 2017 the Charity had £80K in Cash at the Bank with debtors of £21.5K (mainly an outstanding loan made to the Trading Account for the last Seminars). It also had creditors of £16.5K (mainly 2018 membership subscriptions paid during 2017).
3. Increases in expenditure on the Association's main charitable activities in 2017 were:

|                      |                |
|----------------------|----------------|
| Birthday Bash Grants | £10,800        |
| Training             | £7,300         |
| Revolutions          | £2,700         |
| <b>Total</b>         | <b>£20,800</b> |
4. Of note is the £2,700 increase in expenditure on the costs of Revolutions which was not due to increases in costs but was due to incorrect billing for some 2016 costs which were not corrected and paid until 2017.

### Trading Account as at 31/12/2017:

1. The Trading account shows an overall loss on activities for the year of £1,306.
2. 2017 was a non Seminar year and the fixed costs of running the Trading account covering accountancy, insurance, software and bank charges etc. can only be offset by sales of our promotional goods which are generally very small in comparison with these costs. It is anticipated that the success of this year's Seminar will offset these costs.
3. The Trading Account has net liabilities of £14.5K with a cash at bank balance of £18.5K and has the following Creditors as at 31 December 2017:

|                                      |                |
|--------------------------------------|----------------|
| <b>Creditors:</b>                    |                |
| Taxation (VAT) etc.                  | £1,852         |
| AWGB Loan (from previous Seminars)   | £21,472        |
| Delegates Fees already paid for 2018 | £9,908         |
| <b>Total Creditors</b>               | <b>£33,232</b> |

## Accounting Software

One other thing which has happened this last year is that we have had to move to an online version of the Quickbooks accounting package we use. The online version of Quickbooks will cost us more as we now have to pay a monthly fee rather than a one off cost to purchase a stand alone copy of the software.

This move was not without difficulties but it the on line version is now operational and provides the ability to enable more than one person to work on the accounts should the need arise e.g. during a Seminar year.

The increased ongoing costs are:

- a. Charity 12 \* £9 pcm for 2 years - £108 pa
- b. Trading 12\*£7.50 pcm for 2 years - £90 pa
- c. Thereafter the costs will double.

## Overall Assessment of the Associations Finances for 2017

As an Association:

1. We are, currently, financially sound and have sufficient funds to promote our craft, support our members in a variety of ways and to run the Association.
2. We significantly increased expenditure in 2017 on promoting our craft via the Birthday Bash Grant and the increased expenditure on Training.

## Miscellaneous Items

Acceptance of the accounts was proposed and approved.

It was proposed and approved that Howard Wilson Associates should continue to be our Accountants for 2018.

If anyone wants a full copy of the accounts this be should requested from the Treasurer.



**W.L. West & Sons Ltd**  
Selham, Petworth, GU28 0PJ  
t: 01798 861611 f: 01798 861633

- Hardwoods
- Wood finishes
- Australian Burrs
- Exotic Timbers
- Woodturning Blanks
- Woodturning Courses (see website for dates)
- Woodworking Machinery
- Woodworking Tools
- Fencing, Gate & Decking Products
- Bespoke Garden Furniture

**Timber, Tools & Machinery for D.I.Y • Carving**  
**Woodturning • Furniture Projects**  
shop@wlwest.co.uk

Off A272 Midhurst to Petworth road opp The Halfway Bridge Inn

**RECORD POWER**

Open: Mon-Fri 8-5 & Sat 9.00-1.00pm  
**www.wlwest.co.uk**

# Turn East 2018

## The 14th East of England Woodturning Seminar

**Saturday 11th August 2018**

**At Fakenham High School, Field Lane, Fakenham. Norfolk NR21 9QT**

**9.20 till 16.45**

We have lined up a team of first class turners to demonstrate for us

**Simon Hope, Peter Nicholls, Ed Oliver & John Plater**

In addition we hope to have a range of trade stands together with an exhibition of members work.

**All delegates are invited to bring along a maximum of three examples of their work for inclusion in the Instant Gallery**

Ticket price is £25 for Norfolk Woodturners Member or £30 non NWS members this includes Buffet lunch, teas and coffee. Tickets are available from the Secretary.

*Ashley Iles*  
woodcarving & turning tools  
made in the old tradition

### Precision Made Woodturning Tools



*Ashley Iles, Sally Street c.1958*

**Send £1.50\* postage for our 49 page Catalogue and Price List**

\*£5.00 Mainland Europe and Eire, £8.00 USA and Rest of the World

Ashley Iles (Edge Tools) Ltd, East Kirkby, Spilsby, Lincolnshire PE23 4DD  
Tel: 01790 763372 Fax: 01790 763610  
Email: sales@ashleyiles.co.uk  
**www.ashleyiles.co.uk**

## ProEdge Sharpening refined

The Robert Sorby ProEdge offers effortlessly repeatable sharpening every time.

### Features and benefits:

- Change belts in seconds
- Flat bevel rather than hollow grind
- Wide range of grits and abrasives
- Belt sharpening lowers risk of overheating
- Sharpen at exactly the same angle every time
- Nine factory indexed settings provide a guide for all types of tool
- Can be locked between indexes for custom settings

Wide range of accessories to suit all sharpening needs



Proudly Made in  
Sheffield, England  
Patent Number: 2438962

*Robert Sorby*  
The Robert Sorby ProEdge: Sharpening made simple

**www.robert-sorby.co.uk**



## Cambridge Woodturner's AWGB 30th Birthday Celebration

Belated thanks go to the AWGB from Cambridge Woodturners for the generous 30th Birthday Bash grant awarded to the club last year.

Soon after receiving the funds the committee began planning a special event to celebrate the occasion at the group's usual meeting place, the Cambridge Scout headquarters. Our plan was to fill the hall with people and we were delighted when Mark Sanger agreed to come up from Dorset to give us an all-day demonstration on Saturday 21st October for his first visit to the club. As an added attraction, Nigel Fleckney would also be there with a fine selection of his English hardwoods for sale. Posters advertising the event were delivered or emailed to other woodturning clubs in the surrounding area to encourage as many of their members as possible to visit and share the day. A few months later an advert was placed in *Revolutions*. Needless to say we were very pleased with the result as we received 18 bookings from eight other clubs – Bury St. Edmunds, Chelmer Valley, Colchester, Ely Guild, Herts & Beds, Norwich, West Suffolk and Jorvick Woodturning Group (York) – as well as from plenty of our own members.



made from a Sycamore log. He explained that he prefers to use English hardwoods on which he can most effectively apply colour and other forms of decoration. At the end of this action packed full day demonstration, Mark was thanked and warmly applauded by all those present. We hope to see him again in the future to show us some more of his techniques, skills and artistry.

Thanks to the AWGB grant, a delicious and plentiful savoury platter lunch as well as tea/coffee breaks all served in the hall was included at a much reduced ticket price. This helped make a special occasion more enjoyable for a full house with not an empty chair in sight.

It was most encouraging that so many of the members, not least those from the other clubs, told us how much they had enjoyed the day.



The committee set up the kitchen and hall on the Friday to give us enough time to welcome our members, visitors and guests on the Saturday morning.

Mark opened his demonstration by explaining what he was going to cover for us and at several points during the day emphasised the importance of taking health and safety precautions. The morning session included turning an end grain bowl and then a wavy edge cross grain bowl which he decorated with his pyrography equipment. This was followed by some turning of boxes and colouring and texturing them. Mark gave out a lot of tips and ideas for us all to take on board to help and improve our own turning. After the break for lunch, his demonstration was of a two-part hollow form





## Principles

The purpose of this document is to clarify the policy of the use of dust protection equipment when using a woodturning lathe.

## Terms

The use of the term RPE in this document refers to Respiratory Protective Equipment.

## Organisation

To help promote a healthy and safe attitude when working on the lathe, be it at a professional or hobby level, the AWGB has adopted guidance from the HSE as a minimum level. It is a crucial element in the promotion and maintenance of a positive health and safety culture and in achieving high standards of health and safety awareness at all levels throughout the Association. Any subsequent revisions of this policy will be brought to the notice of our members.

## Responsibility

It is the responsibility of each individual member to work safely and reduce the risk of injury caused through lathe operation. It is also the responsibility for those members that are concerned about unsafe practices at demonstrations and teaching practices to raise these concerns as soon as possible with the person practising or the relevant supervisor.

It is also the responsibility of event organisers and demonstrators to protect audience members from harm.

Health and Safety is everyone's responsibility.

## Levels of protection

It is assumed that most turners will use either disposable masks or self-contained respirators so the comparison is limited to those. Details on other types of RPE are available in the HSE documents referred to at the end of this document.

**Half mask respirators:** These are intended for continuous use for periods of less than one hour. Masks marked "NR" (not reusable) should be disposed of at the end of the day. Reusable masks are marked "R". Masks with replaceable filters should have their filters replaced according to the manufacturer's instructions.

**Powered respirators with hoods/helmets:** These can be used for periods of more than one hour. Filters should be replaced according to the manufacturer's instructions.

### Protection factors

| Respirators |         | Protection | Percentage of |
|-------------|---------|------------|---------------|
| Half Mask   | Powered | Factor     | dust trapped  |
| FFP1        | -       | 4          | 75%           |
| FFP2        | TH1     | 10         | 90%           |
| FFP3        | TH2     | 20         | 95%           |
| -           | TH3     | 40         | 98%           |

For wood dust, a protection factor of 20 is recommended.

Respirators designed for dust protection may not be effective against fumes from paints, finishes and solvents etc. Generally speaking, dust filters offer no protection against gas/vapours, and gas/vapour filters offer no protection against dust. Ensure appropriate protective equipment is used for each application. It may be possible to use a respirator that will have separate filters which are effective against both dust and gas/vapour.

Any RPE will only be effective if it is made to the right standard; is in good condition and is properly fitted.

## Policy

All wood dust is hazardous to health.

RPE to be worn during any activity that generates dust, either on or off the lathe.

RPE will be worn when cleaning filters or changing dust collection bags on workshop dust extraction or filtration equipment.

RPE must have the protection factor and must be CE marked. Always use equipment which has at least the recommended protection factor.

Removal of dust at source is considered good practice. Extractors which take away most of the dust at the point of creation help reduce the amount of dust in the air but bear in mind that some filter bags on extractors are not designed to filter out small dust particles so they may reduce the amount of visible dust but may not remove the harmful small airborne particles.

Ambient air filtration is also considered good practice to reduce the amount of airborne dust by filtering the air in the workshop.

When cleaning the workshop, RPE should continue to be worn. Avoid blowing dust because this just puts it back into the air where it can do you harm. Use a vacuum cleaner to remove dust.

All demonstrators and tutors must emphasise the use of protective equipment.

## Care and maintenance

Disposable dust masks and respirator filters should be replaced according to the manufacturer's instructions.

Dust extraction/filtration equipment should be maintained according to the manufacturer's instructions

## For further reference

Respiratory protection equipment at work  
[www.hse.gov.uk/pubns/priced/hsg53.pdf](http://www.hse.gov.uk/pubns/priced/hsg53.pdf)

Wood dust: Selecting suitable respiratory protective equipment  
[www.hse.gov.uk/pubns/wis14.pdf](http://www.hse.gov.uk/pubns/wis14.pdf)

FAQs on woodworking  
[www.hse.gov.uk/woodworking/faqs.htm](http://www.hse.gov.uk/woodworking/faqs.htm)

HSE website [www.hse.gov.uk](http://www.hse.gov.uk)

## 25th Year Anniversary for the East Herts Woodturners

### Tony Hinksman

During the life of a club there are many special occasions to celebrate, most of these events will be for one day only, however the East Herts Woodturning Association is an exception with 2018 being the year the club celebrates its 25th Anniversary with functions taking place throughout the year.

To celebrate this notable milestone the East Herts Woodturners are please to announce we have managed to secure three of the top renowned turners namely Stuart King, Andrew Hall and Stuart Mortimer to demonstrate their outstanding skills.

During March to start the year we were entertained by Stuart King, known as the History man for his lifetime of researching, recording and collecting anything about the rural past, and today is a well known artist craftsman. The vast number of different turned items produced by Stuart King during the day shows the versatility of these top turners.

Our next major event is over the weekend of July 21/22nd with Andrew Hall holding a master class on Saturday and a full day demonstration on Sunday. Andrew is known as the "hat" man, he also has an extensive gallery of items in his profile, and we can look forward to another interesting and stimulating day. We are extremely lucky to get Andrew as his diary is already fully booked to the end of 2020.

Our "Birthday Bash" is on Sunday 21st October when we will have the pleasure of world renowned turner Stuart Mortimer. Invitations by ticket only have been sent to all clubs in the Eastern Region to come and join the East Herts Woodturners in celebrating our Anniversary Birthday.

Stuart is well known for his spiral work and holds the world record for the largest bowl ever turned from one piece of wood. We are unaware at the present time of his plans for the day whether it will be little or large?, this will make an interesting and outstanding day. We complete this extra special Anniversary Birthday year with a two week exhibition of prize winning turned items by club members at the Rhodes Centre Bishop's Stortford commencing on 29th October to 12th November.

All normal club activities will still take place during the year, including our normal meetings on third Wednesday of each month held at The Pavilion Bullfields Sawbridgeworth. We are in attendance at the Scouts Headquarters at Chingford for "Gilwell 24" on 7th July, finally in our Marquee at "Woodfest" in Hatfield Forest from 7th to 9th September.

For further information contact the Club Secretary on telephone number 01279 814337 or email: [tonyhinksman2017@gmail.com](mailto:tonyhinksman2017@gmail.com)

hamlet  
CRAFT TOOLS  
Sheffield England

Now available in the Glenn Lucas range of products

M42 Stay Sharp HSS

M42 Turning Tools

*Stay Sharper - Longer*

Now available: 1/4"; 3/8"; 1/2" Bowl Gouges; 3/8"; 1/2" Spindle Gouges with red-ferruled ash handles, or unhandled, at prices you can afford

*Live The Dream - Talk to your Hamlet or Henry Taylor Stockist - TODAY!*



## **Members Training Programme**

**2 Day Hands-on Master Class Weekend**

# **A Creative Experience in Box Turning**

**Nick Agar and Les Thorne**

**At the Max Carey Woodturning Trust**

**When: Saturday 1st and Sunday 2nd December 2018**

**Where: The Mill, Portishead, Bristol**

The goal of this class is for students to take their woodturning imaginations to a new level while learning about the skills of turning boxes and finials.

You will have an introduction to aspects of design, form and proportion for enhanced woodturned boxes with finials and using texture, colour and surface designs that includes the simplicity and beauty of wood itself.

The course is **free** to AWGB members. However, a donation to the AWGB would be appreciated. For members who wish to stay overnight there is a 'Travelodge' close by.

The closing date for applications is **1<sup>st</sup> September 2018**. The class will be limited to 12 members. If oversubscribed there will be a ballot for places.

Application forms are available from <http://www.awgb.co.uk/documents/> (in the Resources tab of the website home page) - Training Workshop Application



# Stiles & Bates

## The Woodturning People

**Shop      Free Mail Order Catalogue      Website**

Upper Farm, Church Hill, Sutton, Dover, Kent. CT15 5DF

Tel: 01304 366 360

[www.stilesandbates.co.uk](http://www.stilesandbates.co.uk)  
[sales@stilesandbates.co.uk](mailto:sales@stilesandbates.co.uk)



## Double Ended Bowl Gouges

### Perfect with our Multi Handles

For the woodturner who wants more for less  
 -and who doesn't-  
 these superb bowl gouges from premium  
 toolmaker Henry Taylor are the perfect answer.  
 Offering two alternative grinding styles - one  
 on each end. These Sheffield-made gouges  
 offer maximum versatility when paired with a  
 system handle such as our new *Multi-Handles*.  
 Available in 1/4", 3/8" and 1/2" flutes from only  
 £41.94 - talk with your favourite stockist.



**Fingernail  
Profile**



**Standard  
Profile**

For the advanced turner we also offer these tools  
 featuring the special grinds developed by renowned  
 Irish woodturner *Glenn Lucas*, and which also feature in  
 our signature bowl gouge range.



**hamlet**  
CRAFT TOOLS

Hamlet Craft Tools  
[www.hamletcrafttools.com](http://www.hamletcrafttools.com)  
[sales@hamletcrafttools.com](mailto:sales@hamletcrafttools.com)  
 +44(0)114 232 1338

Available through  
**Henry Taylor**  
 and  
**Hamlet Craft Tools**  
 stockists worldwide



Henry Taylor (Tools) Limited  
[www.henrytaylortools.co.uk](http://www.henrytaylortools.co.uk)  
[sales@henrytaylortools.co.uk](mailto:sales@henrytaylortools.co.uk)  
 +44(0)114 234 0282



## Certificate in Woodturning

### Introduction

The Certificate in Woodturning is designed to provide a training programme that covers all the basic skills to be competent at woodturning.

The Certificate is aimed at candidates with some woodturning experience, and the more experienced with no formal training of woodturning. Therefore the Certificate is primarily a training programme of the basic skills with assessment criteria.

**The Qualification** comprises:

- Training units
- Multiple choice question unit end tests
- Practical assessment

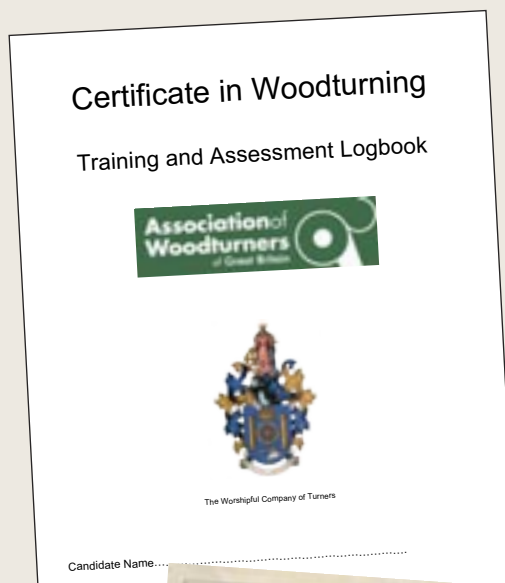
### Training Units

|            |                                   |
|------------|-----------------------------------|
| Unit C 101 | Workshop Safe Working Practices   |
| Unit C 102 | Tools and Equipment - Maintenance |
| Unit C 103 | Wood Technology                   |
| Unit C 104 | Spindle Work                      |
| Unit C 105 | Faceplate Work                    |
| Unit C 106 | Finishing                         |

The '**Training and Assessment Logbook**' is issued to the candidate on commencement of the award to record the training and assessment. When complete the training and assessment is verified by the AWGB.

On successful completion the Association of Woodturners of Great Britain and the Worshipful Company of Woodturners will award the '**Certificate in Woodturning**'

**Sponsored Certificate in Woodturning Courses... Open to AWGB members only.**



|       |   |                        |                               |                        |
|-------|---|------------------------|-------------------------------|------------------------|
| Venue | 5 Well Bank, Billy Row, Crook, <b>COUNTY DURHAM</b> , DL15 9SP                              |                        |                               |                        |
| Tutor | <b>Andrew Hall</b>  |                        |                               |                        |
| Dates | February 21st – 22nd – 23rd – 24th 2019   |                        | March 15th – 16th – 17th 2019 |                        |
| Venue | The Max Carey Woodturning Trust, The Mill, Portishead, <b>Portishead</b> , Bristol BS20 6AA |                        |                               |                        |
| Tutor | <b>Jay Heryet</b>   |                        |                               |                        |
| Dates | March 2nd & 3rd 2019  | March 23rd & 24th 2019 | April 6th & 7th 2019          | April 27th & 28th 2019 |

Candidates would need to have some woodturning experience before commencing the sponsored course.

The course is part-funded and sponsored by the AWGB and the Worshipful Company of Turners. We expect four to six candidates to attend the sponsored course each paying £250.

For further information and application forms...

Contact **Peter Bradwick**  
**e-mail [development@awgb.co.uk](mailto:development@awgb.co.uk)**  
**Tel 01633 873640**



# Sharper Tools : Superior Turning


If you're going to be the best turner you can, you need to consider your sharpening - and to practise it - and to make it quick, easy and accurate. For that you need best sharpening jig too. For very good reason, many folk get more than a little anxious when it comes to sharpening their turning tools. They have seen experts and heard them extolling their own ability to sharpen "freehand" and are frequently left with the impression that this is the 'proper' way to sharpen. Nonsense! The 'correct' way to sharpen is the one that enables you to get the best edge, quickly, accurately and repeatably.

That way, there's nothing to fear and nothing to discourage you from sharpening as often as necessary to keep your tools turning-sharp - and that can mean as frequently as every few minutes. Without sharp tools, you can never be a sharp turner, so it is important to get this particular little trick under your belt as soon as possible.

So make it easy: always sharpen using a jig - and use the best jig available for bench grinders: the Oneway Wolverine.



This is a jig developed by turners for the benefit of turners and produced by one of the most respected engineering companies in the business. The basic system satisfies all standard turning sharpening needs but accessories are also available to complement the system and to meet virtually any turning tool sharpening requirement - including really precise wheel dressing. Standard system with long arm and platform (above), including setup and operation DVD: £85.67. Varigrind jig accessory for Celtic profiles (right): £51.18.



## CuBoroN

*With the release of the new R-series CBN wheels from The ToolPost, sharpening for woodturners enters a new phase. Produced to the same high standards as our renowned series of face and rim-coated CBN grinding wheels, the R-series brings the brilliance of CBN*

*By eliminating the CBN coating on the little-used face of the wheel we have been able to substantially reduce the price. Of course, we still keep face and rim-coated wheels for those who prefer this format of wheel, but now we offer styles, but a choice of wheel diameters, widths, grits and mounting bush sizes. All of which seemed to warrant a new name: CuBoroN, superior CBN*

*sharpening within the reach of most turners.*

*Of course, we still keep face and rim-coated wheels for those who prefer this format of wheel, but now we offer styles, but a choice of wheel diameters, widths, grits and mounting bush sizes. All of which seemed to warrant a new name: CuBoroN, superior CBN*



## The ToolPost

Unit 7 Hawksworth, Southmead Industrial Park, Didcot, Oxon. OX11 7HR

01235 511101 • [www.toolpost.co.uk](http://www.toolpost.co.uk)

**sharing expertise**

*VAT inc. prices, correct at time of going to press*